

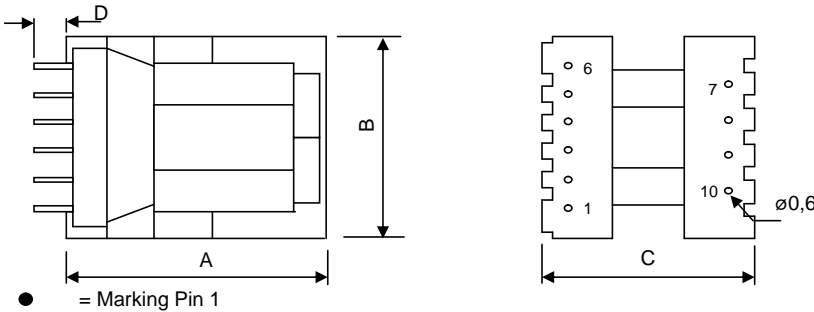
Spezifikation für Freigabe / specification for release

Kunde / customer :
 Artikelnummer / part number : **7491182012**
 Bezeichnung : **Netzteil-Übertrager WE-UNIT**
 description : **Off-line transformer WE-UNIT**



DATUM / DATE : 2009-08-10

A Mechanische Abmessungen / dimensions :

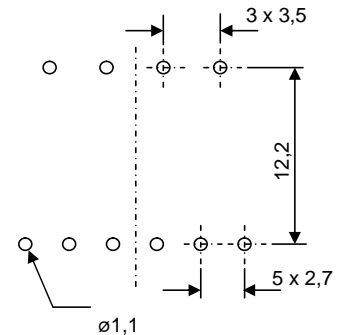


E16		
A	18,0 max.	mm
B	18,0 max.	mm
C	16,5 max.	mm
D	5,0 ± 0,5	mm

B Elektrische Eigenschaften / electrical properties :

Eigenschaften / properties	Testbedingungen / test conditions		Wert / value	Einheit / unit	tol.
Induktivität / inductance	10 kHz / 0,1 V	L_0	0.9	mH	±10%
Windungszahlverhältnis / turns ratio	W1 : W2 : W3	TR	9,5 : 1 : 1		±3%
DC-Widerstand W1 / DC-resistance W1	@ 20°C	R_{DC1}	4.3	Ω	max.
DC-Widerstand W2 / DC-resistance W2	@ 20°C	R_{DC2}	75	m Ω	max.
DC-Widerstand W3 / DC-resistance W3	@ 20°C	R_{DC3}	85	m Ω	max.
Sättigungsstrom Primär / saturation current primary	$ \Delta L/L < 10\%$	I_{sat}	0.8	A	max.
Streuinduktivität / leakage inductance	10 kHz / 0,1V W2, W3 kurz	L_s	145	μ H	max.
Hochspannung / hipot test	3mA, 1s W1, Screen => W2, W3	HV	4.0	kV	
Hochspannung / hipot test	3mA, 1s W2 => W3	HV	1.5	kV	

C Lötpad / soldering spec. :



D Prüfgeräte / test equipment :

WK3260B für / for L und / and R

E Testbedingungen / test conditions :

Luftfeuchtigkeit / humidity: 33%
 Umgebungstemperatur / temperature: +20°C

F Werkstoffe & Zulassungen / material & approvals :

Basismaterial / base material: Ferrit/ ferrite
 Spulenkörper / Bobbin: UL-V0
 Draht / wire: 2UEW-F 155°C / TRW(B)
 Kontaktmaterial / contact plating: Cu-Ni-Sn
 Tränklack / Varnish: V1630FS or equiv.

G Eigenschaften / general specifications :

Betriebstemp. / operating temperature: -40°C - + 125°C
 Umgebungstemp. / ambient temperature: -40°C - + 75°C
 It is recommended that the temperature of the part does not exceed 125°C under worst case operating conditions.
 Schaltfrequenz / Switching frequency: 132 kHz



Bauteil für Netzanwendung / Off-line transformer

Freigabe erteilt / general release:	Kunde / customer		
		
Datum / date	Unterschrift / signature		
	Würth Elektronik		
	TBr	Version 3	2009-08-10
	KSc	Version 2	2009-02-04
	TBr	Version 1	2006-07-26
	Name	Änderung / modification	Datum / date
Geprüft / checked	Kontrolliert / approved		

Würth Elektronik eiSos GmbH & Co.KG

D-74638 Waldenburg · Max-Eyth-Straße 1 - 3 · Germany · Telefon (+49) (0) 7942 - 945 - 0 · Telefax (+49) (0) 7942 - 945 - 400
<http://www.we-online.com>

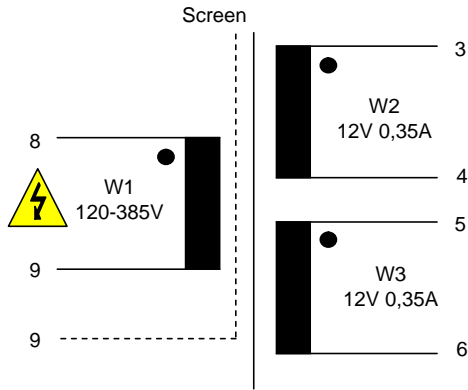
Spezifikation für Freigabe / specification for release

Kunde / customer :
 Artikelnummer / part number : **7491182012**
 Bezeichnung : **Netzteil-Übertrager WE-UNIT**
 description : **Off-line transformer WE-UNIT**



WÜRTH ELEKTRONIK
 DATUM / DATE : 2009-08-10

H Schaltbild / Schematics



Freigabe erteilt / general release:	Kunde / customer			
.....			
Datum / date	Unterschrift / signature			
	Würth Elektronik	TBr	Version 3	2009-08-10
		KSc	Version 2	2009-02-04
		TBr	Version 1	2006-07-26
.....	Name	Änderung / modification	Datum / date
Geprüft / checked	Kontrolliert / approved			

This electronic component has been designed and developed for usage in general electronic equipment. Before incorporating this component into any equipment where higher safety and reliability is especially required or if there is the possibility of direct damage or injury to human body, for example in the range of aerospace, aviation, nuclear control, submarine, transportation, (automotive control, train control, ship control), transportation signal, disaster prevention, medical, public information network etc, Würth Elektronik eiSos GmbH must be informed before the design-in stage. In addition, sufficient reliability evaluation checks for safety must be performed on every electronic component which is used in electrical circuits that require high safety and reliability functions or performance.

Würth Elektronik eiSos GmbH & Co.KG

D-74638 Waldenburg · Max-Eyth-Straße 1 - 3 · Germany · Telefon (+49) (0) 7942 - 945 - 0 · Telefax (+49) (0) 7942 - 945 - 400
<http://www.we-online.com>